




dog



PORTRAITURE



studio susanne
photography



HELLO and WELCOME

I specialise in taking beautiful images of people and dogs. Every session varies - so I can give the best service and experience. After 10 years in photography I still get very excited when planning a new shoot. For me to get that magical expression in a magazine style look is what I strive for every time.

I have a small studio in Highbridge, Somerset where all my shoots take place. I use professional camera's and equipment to produce high quality photography.



Susanne



what to expect

.....♥.....

All sessions come with an email or on-phone consultation so I can get to know your dogs needs and personality. I can chat about your goals and ideas for a portrait session. If you prefer something natural or arty in style or a pose you would like to try I am totally open to ideas!

Once you have decided you want to go ahead, I'll get the date booked in.

On the day of your session, we'll meet at the agreed time and get the fun started ! The photo shoot will last about an hour depending on how many dogs are being photographed. Plenty of time to work at your dogs pace - all dogs are different - some need time to calm down - other needs to gain confidence.

For a studio session the use of props are available but I would certainly never force a dog to do anything they are not happy with. I'll work with you to capture your dogs personality.

Bring your dogs favorite treats or toy and a grooming brush - for long haired breeds make sure the fur has been trimmed round the eyes.




after your session

After your photo shoot, I'll pick out 20 - 25 of your best images and edit them. I believe in quality over quantity. Within 14 days of your session, I will then book in a personal ordering session. We can go through all your photos and you can see first hand the beautiful print product options available.

There is no minimum order - you buy what you like.

Online galleries are not available.

.....♥.....





*"Everyone thinks they got the
best dog and none of us
are wrong"*

getting ready for the photo shoot

Tips & Suggestions

♥ Groom & bath

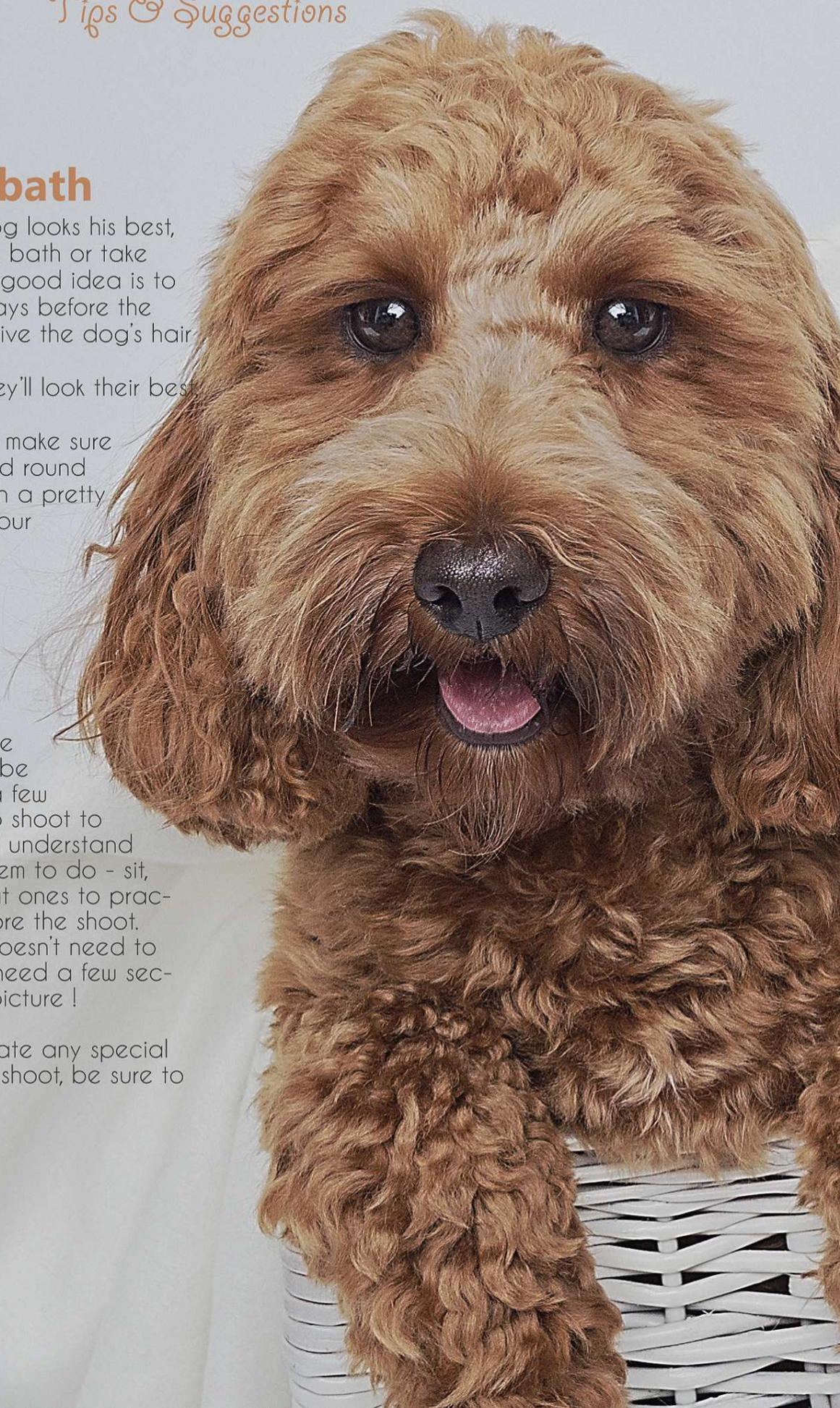
~ To make sure your dog looks his best, either give him or she a bath or take them to the groomer. A good idea is to do that at least two days before the photo shoot. That will give the dog's hair some time to settle in place so they'll look their best.

For long haired breeds make sure the fur has been trimmed round the eyes or tie it up with a pretty bow - so we can see your dogs beautiful eyes.

♥ Training

~ Practice commands. If you don't regularly use obedience commands, be sure to practice them a few days before the photo shoot to make sure your dog will understand what you are asking them to do - sit, stay and wait are great ones to practice with your dog before the shoot. Don't worry your dog doesn't need to be a statue - we only need a few seconds to capture their picture !

If you want to incorporate any special tricks during the photo shoot, be sure to practice those, too.





together we make a *family*

.....

♥





♥ What to feed your dog before a shoot

~ Try not to feed your dog just before your session - if your dog is a little hungry, she or he is more likely to be alert and willing to focus. Otherwise you may end up with a sluggish dog who just wants to curl up for a nap. If you don't feed your dog first, a food-motivated dog is more likely to respond to treats.

Prepare some tasty special treat for your dog for this occasion - if your dog has got a food allergy - make sure you bring treats they can eat.

♥ If you are being photographed with your dog

~ Try to wear colours that compliment your dog.

~ Try to avoid really strong patterns and logos and mixing darks and lights - block colours and pastels work well. Ideally wear similar tones top & bottom.

~ If using darker colours block colours - black, royal blue, burgundy or hunter green - work well. For lighter colours - white and pastels - try to choose outfits with less than 3 colours all together.


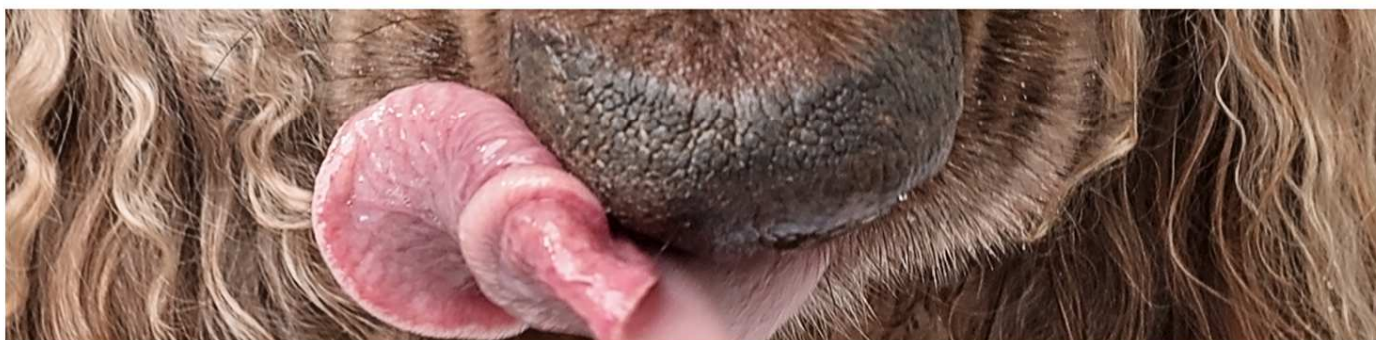
~ Choose tops with sleeves (at least elbow length) - your arm takes up more skin area than your face and will draw attention.



*"Some things just fill
your heart without trying"*

♥ personality series

Catch if you can.





*“Dogs are not our whole life,
but they make our lives whole”*



*Faithful.
Loyal.
Forever
friend.*



PRICING

studio susanne photography

SESSION FEE

The packages below have been crafted for you to choose what is best for you. With all sessions a session fee of £30 (or for large extended family group shoots £90) is required at the time of booking to hold your date and time.

£175



TOP 10 DIGITAL PACKAGE

10 DIGITAL IMAGES ON DISC
AND MATCHING 5 X 7IN PRINTS.

ALL DIGITAL IMAGES PACKAGE

ALL EDITED DIGITAL IMAGES
ON USB PRESENTED IN A
BEUTIFUL BOX HOLDING
5 MOUNTED PRINTS.



£295

£495



PRINT PACKAGE

ONE PIECE OF WALL ART
(UP TO THE SIZE OF 24IN)

OR

12"X12" LUXURY ALBUM
ALL EDITED DIGITAL IMAGES
5 MEDIUM SIZE PRINTS*

*MEDIUM SIZE PRINTS ARE UP TO A4

WALL ART

FRAME SIZE	BESPOKE FRAMES	-	CANVAS	-	MULTI APERTURE FRAMES
16"	£270		£150		-
20"	£290		£160		-
24"	£340		£180		£340
30"	£370		£190		£370

PHOTO PRODUCT

MINI ALBUM £125

A mini 8 x 8 in album with 5 pages.

TRIPLEX £135

Three 6 x 8 in photos printed & mounted on a leatherette display.

DIGITAL IMAGES

10 IMAGES £200

Edited digital images on usb.

ALL EDITED DIGITAL IMAGES £300

Edited digital images on usb.

PRINTS

PRINT COLLECTION FROM £125

Beautiful mounted prints - perfect for wall displays - you can mix and match them to fit your walls or they'll can be seperated and make a lovely gift. Have a look at some mock up hanging suggestions below.


Option 1 £125

1 x A3
2 x A4




Option 2 - £135

2 x 8x10in
2 x 6x8in



Option 3 - £149

2 x A4
6 x 6x8in





studio susanne
PHOTOGRAPHY

Knoll View , Walrow , Highbridge , TA9 4RA , SOMERSET

Email; studiosusannephotography@gmail.com

Phone; 07503973460